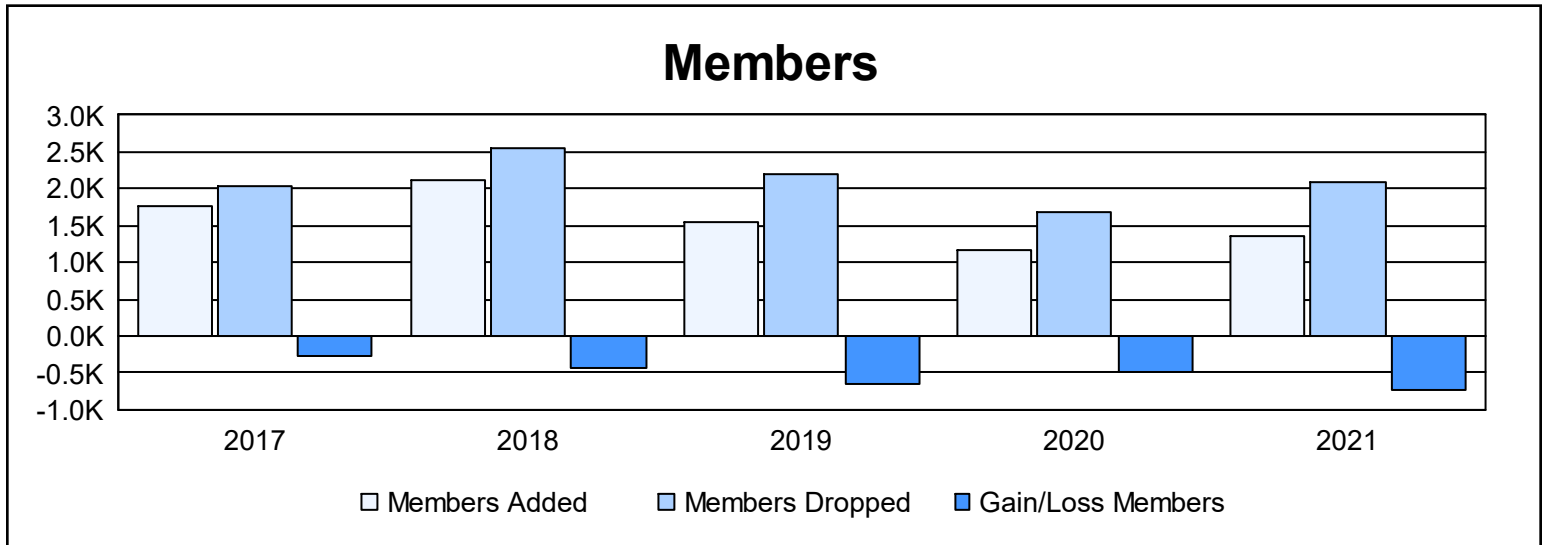
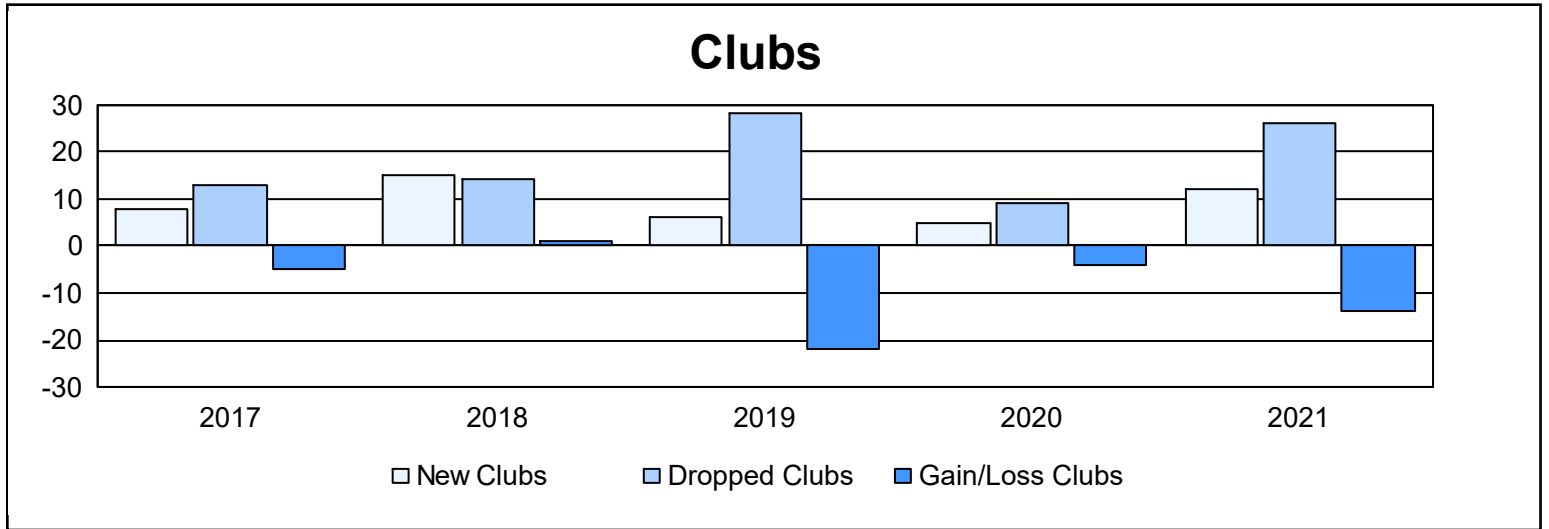
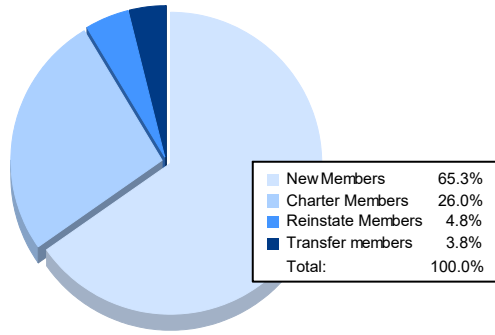


Year	New Clubs	Dropped Clubs	Gain/ Loss Clubs	New Members	Charter Members	Reinstate Members	Transfer Members	Total Member Added	Total Members Dropped	Gain/ Loss Members
2016-2017	8	13	-5	1,413	234	63	63	1,773	2,044	-271
2017-2018	15	14	1	1,536	404	71	110	2,121	2,553	-432
2018-2019	6	28	-22	1,220	151	71	95	1,537	2,201	-664
2019-2020	5	9	-4	937	128	50	65	1,180	1,673	-493
2020-2021	12	26	-14	878	350	65	51	1,344	2,078	-734
Average	9	18	-9	1,197	253	64	77	1,591	2,110	-519



Membership Composition June 2021 Cumulative



Gender Composition June 2021 Cumulative

